

SW Oregon Opioid Summit

Objective: To create community level action plans that will move each objective from concept to action to reduce Rx abuse in southwestern Oregon and create momentum for statewide change.

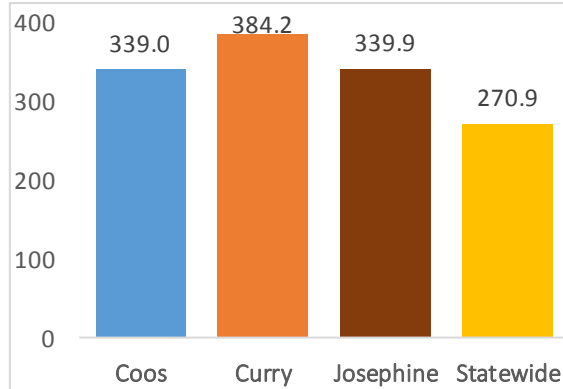
2015 # OPIOID PILLS IN OREGON

All opioids pills:
293,212,463

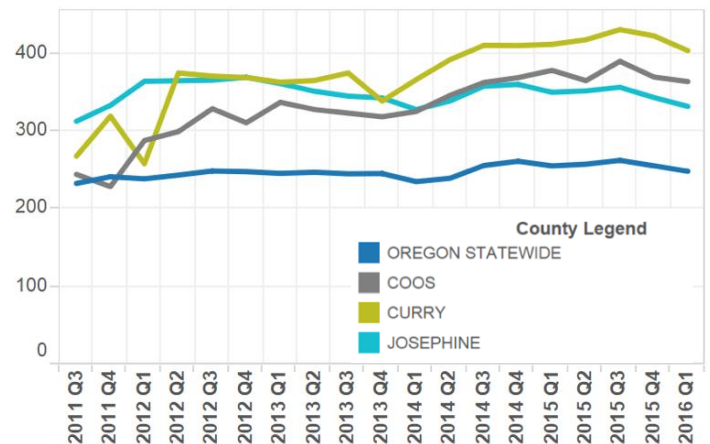
Hydrocodone pills:
106,960,735

Oxycodone pills:
94,441,941

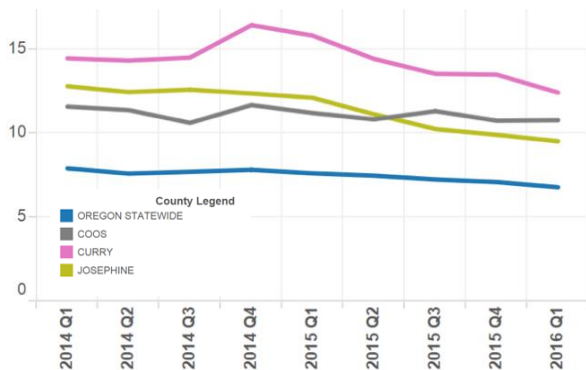
NUMBER OF RESIDENTS PER 1,000 RECEIVING AN OPIOID BY COUNTY 2015



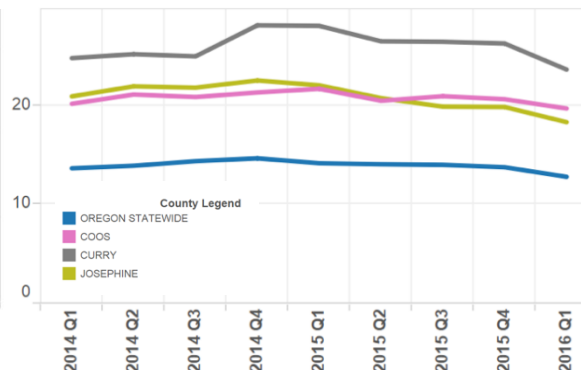
OPIOID RX RATES BY COUNTY (refills per 1,000 residents)



MORPHINE EQUIVALENT DOSING >120mg BY COUNTY Rate per 1,000 residents (single fill)



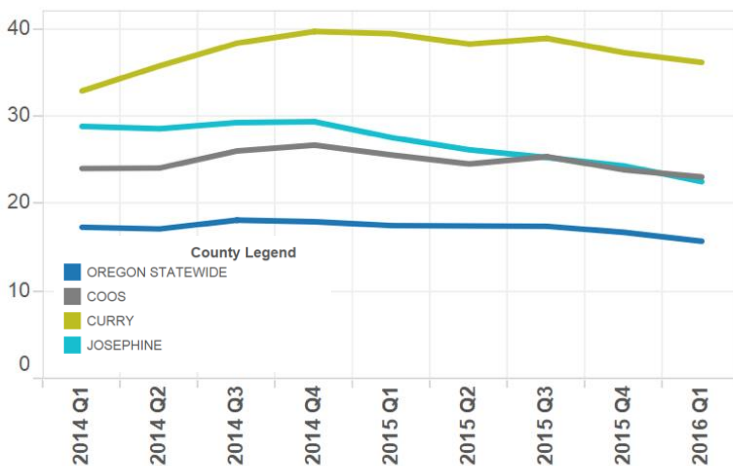
MORPHINE EQUIVALENT DOSING >120mg BY COUNTY Rate per 1,000 residents (any fill)



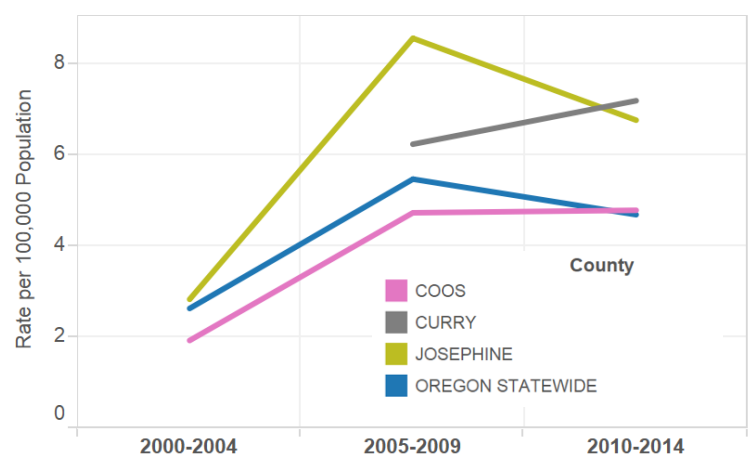
PRESCRIBER PDMP ENROLLMENT

County	Percent Enrolled
Josephine	58.0%
Douglas	57.5%
Coos	68.6%
Curry	62.7%
Oregon Statewide	49.1%

OVERLAPPING OPIOID AND BENZODIZEPINE RX BY COUNTY Rate per 1,000 residents



PHARMACEUTICAL OPIOID DEATHS BY COUNTY Rate per 100,000 residents



TEEN MEDICINE ABUSE: AN EPIDEMIC

1 in 4 teens reports having misused or abused a prescription drug at least once in their lifetime.

That is a **33 percent increase** over a five-year period.



This translates to about **5 MILLION TEENS** almost twice the population of Chicago.

ONE IN FIVE KIDS who reports having misused or abused a prescription drug has done so before the age of 14.



ONE IN FIVE PARENTS indicate that they have given their teen a prescription drug that was not prescribed for them.

One-third of teens

say they believe "it's okay to use prescription drugs that were not prescribed to them to deal with an injury, illness or physical pain."



43 percent of teens indicate prescription drugs are easier to get than illegal drugs.

More than four in ten teens

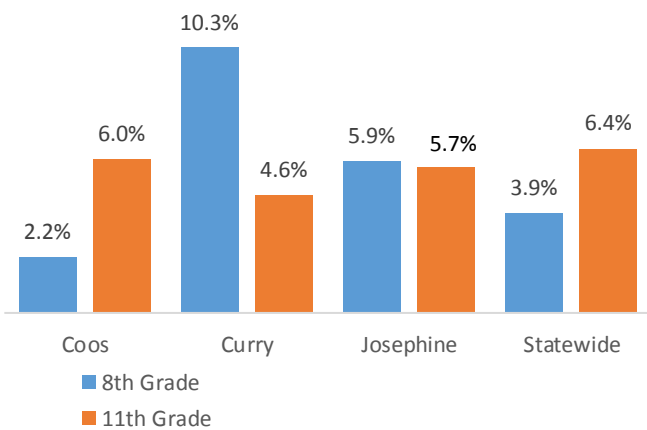
who have misused or abused a prescription drug obtained it from their parent's medicine cabinet.



Prescription medicines are now the most commonly abused drugs among 12 to 13 year olds (2012 NDUH)

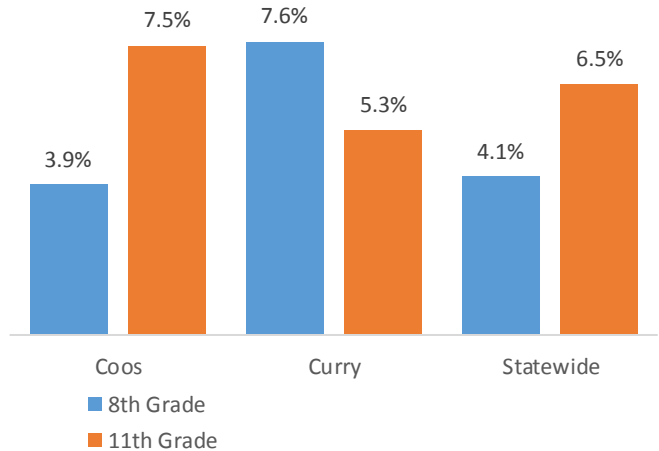
- Largest proportion of non-medical prescription drug users was between the ages of 18 and 25 (2012-2013 NSDUH)
- In Oregon, about 15,000 adolescents aged 12–17 (5.3% of all adolescents) per year in 2013–2014 reported nonmedical use of pain relievers within the year prior to being surveyed (Source: SAMHSA, Center for Behavioral Health Statistics and Quality, National Surveys on Drug Use and Health, 2010–2011 to 2013–2014)
- Past 30 day use of Rx: 4.1% for 8th grade students and 6.5% for 11th grade students (2015 Oregon Healthy Teen Survey)

Past 30 Day Use of Rx by County in 2013: 8th & 11th Grade



Oregon Healthy Teen Survey 2013

Past 30 Day Use of Rx by County in 2015: 8th & 11th Grade



Oregon Healthy Teen Survey 2015 (no data for Josephine County)